

Molecular Diagnostics
Virology
Bacteriology
Parasitology
Mycology
Clinical Biochemistry

Product List 2010



Meridian

Bioscience Europe

Inspired Science. Trusted Solutions.®

CONTENTS

	MOLECULAR DIAGNOSTICS	2
	Clostridium difficile	
	VIROLOGY	3-5
	Epstein-Barr Virus	
	Herpes Simplex Virus	
	Varicella Zoster Virus	
	Cytomegalovirus	
	Respiratory Syncytial Virus	
	Influenza	
	Norovirus	
	Rotavirus	
	Adenovirus	
	BACTERIOLOGY	6-8
	Helicobacter pylori	
	Campylobacter spp.	
	Clostridium difficile	
	Enterohemorrhagic Escherichia coli	
	Borrelia burgdorferi	
	Streptococci	
	Staphylococcus	
	Mycoplasma pneumoniae	
	Chlamydia pneumoniae	
	Legionella pneumophila	
	PARASITOLOGY	9-10
	Collection and processing systems for stool specimens	
	Cryptosporidium / Giardia	
	MYCOLOGY	11
	Cryptococcus neoformans	
	Pneumocystis carinii	
	Fungal Serology	
	CLINICAL BIOCHEMISTRY	12-13
	Elastase I	
	Tumor Metabolic Marker: M2-PK	
	Calprotectin	

MOLECULAR DIAGNOSTICS




illumigene™ is a simplified new technology platform, based upon Loop Mediated Isothermal Amplification (LAMP) that makes molecular biology testing possible for any laboratory. The amplification technology is isothermal and therefore requires no costly capital equipment.

The first molecular test, **illumigene™ C. difficile**, detects and amplifies a DNA region common to all toxin-producing *C. difficile* strains.

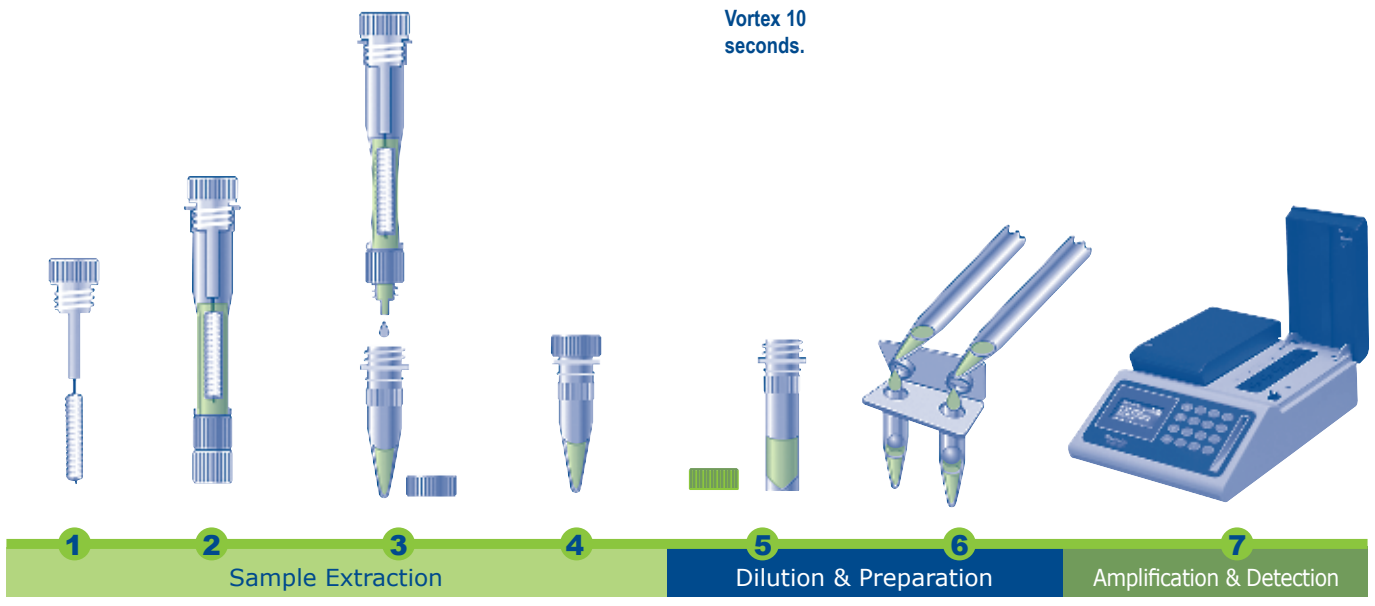
The test is performed on a small stool sample which requires a one step DNA extraction procedure and 2 minutes hands-on time. All reagents are ready to use and pre-aliquoted with room temperature storage.

The very compact **illumipro-10** incubator/reader can run up to 10 specimens and results are available in less than one hour.

Clostridium difficile				
	Molecular test for toxigenic <i>C. difficile</i>			
280050	illumigene™ <i>C. difficile</i> 	50 tests	DNA amplification assay for the detection of toxigenic <i>Clostridium difficile</i>	
279920	illumigene™ <i>C. difficile</i> External Control Kit	18 tests	Positive and Negative Control Reagents for use with the illumigene <i>C. difficile</i> kit	
610172	illumipro-10	1 instrument	Automated isothermal amplification and detection system	

Assay procedure

1. Collect stool with Sample Brush.
2. Place Brush in Diluent. Vortex 10 seconds.
3. Squeeze 5 Drops into Extraction Tube.
4. Heat at 95° C for 10 minutes. Vortex 10 seconds.
5. Add 50µl of extracted specimen to Reaction Buffer Tube. Vortex 10 seconds.
6. Transfer 50µl of diluted specimen to both Test and Control Ports of Amplification Device. Close Device lid.
7. Place Device in Instrument. Create Run and press "START". Results in 1 hour.



Epstein-Barr Virus

Epstein-Barr Virus			
Rapid Antibody Detection Test			
751730	TRU EBV-M™	30 tests	One step Immuno-Chromatographic assay for determination of anti-VCA IgM
751830	TRU EBV-G™	30 tests	One step Immuno-Chromatographic assay for determination of anti-VCA IgG and anti-EBNA-1 IgG
776500	Monolert®	100 tests	Rapid EIA test for determination of anti-EBNA-1 IgG and IgM status
776520	Monolert® Control Sera	25 tests	1 Positive and 1 Negative control vials (25 determinations each)
Antibody Detection EIA			
624096	Premier™ EBV IgG	96 tests	Based on inactivated EBV VCA antigen from induced P3-H3 cells
626096	Premier™ EBV IgM	96 tests	Based on affinity purified 125kD capsid peptide, from induced P3-HR1
627096	Premier™ EBNA-1 IgG	96 tests	Based on synthetic peptide
622096	Premier™ EBV-EA IgG	96 tests	Based on semi-purified EBV-EA antigen derived from induced Raji cells
Antibody Detection IFA			
EB100	Merifluor® EBV IgG	10x10 tests	Slides coated with P3-HR1 Cells
EB150	Merifluor® EBV IgM	10x10 tests	Slides coated with P3-HR1 Cells
EN100	Merifluor® EBNA ACIF	10x10 tests	Slides coated with 20-40% EBNA positive Burkitt lymphoma Raji cell line and EBNA negative cells - Conjugate contains Evans blue.
EA101	Merifluor® EBV-EA	10x10 tests	Slides coated with Raji cells from Burkitt lymphoma
EB211	EBV IgM/IgG slides pack	10x10 tests	
EA211	EBV-EA slides pack	10x10 tests	
IFA Components			
XX715	GulISORB®	5 mL	Anti-human IgG inactivation reagent, ready-to-use
4870141	Mounting medium	3 mL	
4874001	Specimen Diluent	1 vial	Lyophilised (20mL diluted reagent) Recommended for EBV-EA, and L. pneumophila IFA
Heterophile Antibody Tests			
776060	Monospot®	20 tests	Slide test using fresh horse erythrocytes
776150	Monospot® Latex	50 tests	Latex test
755725	ImmunoCard STAT!® Mono*	25 tests	One step Immuno-Chromatographic Assay

* Check for availability in your country

Inspired Science. Trusted Solutions.®

Herpes Simplex Virus

Antibody Detection IFA

HS100	Merifluor® HSV IgG	10x10 tests	Slides coated with uninfected control cells and HSV infected cells
HS150	Merifluor® HSV IgM	10x10 tests	Slides coated with uninfected control cells and HSV infected cells

Varicella Zoster Virus

Antigen Detection IFA

500113	Merifluor® VZV	60 tests	Detection of VZV in specimens and from culture
--------	----------------	----------	--

Antibody Detection IFA

VZ100	Merifluor® VZV IgG	10x10 tests	Slides coated with uninfected control cells and VZV (Ellen strain) infected human fibroblast cells
VZ150	Merifluor® VZV IgM	10x10 tests	Slides coated with uninfected control cells and VZV (Ellen strain) infected human fibroblast cells

Respiratory Syncytial Virus

Rapid Antigen Detection Test


751330	TRU RSV®	32 tests	One step Immuno-Chromatographic assay
751110	FLU/RSV Positive Control	24 tests	3 vials, each containing Flu A, Flu B and RSV antigens in a buffered solution

Influenza A / B

Rapid Antigen Detection


751230	TRU FLU®	32 tests	One step Immuno-Chromatographic assay, with separate A / B results
751110	FLU/RSV Positive Control	24 tests	3 vials, each containing Flu A, Flu B and RSV antigens in a buffered solution

Viral Collection System

505021	Viral Transport 	100 units	Collection and transport system for viral specimens to be used with TRU FLU® - TRU RSV®
--------	---	-----------	---

Norovirus

Rapid Antigen Detection Test

757020	ImmunoCard® STAT! Norovirus 	20 tests	One step Immuno-Chromatographic Assay for the detection of Norovirus antigens in stool specimens
--------	---	----------	--

Rotavirus

Rapid Antigen Detection Test

750030	ImmunoCard STAT!® Rotavirus	30 tests	One step Immuno-Chromatographic Assay
751120	Rapid Strip Rota/Adeno	20 tests	One step Immuno-Chromatographic Assay with separate bands for Rotavirus and Adenovirus

Antigen Detection EIA

696004	Premier™ Rotaclone®	48 tests	Using Rotavirus monoclonal antibodies coated microtiter plate
--------	---------------------	----------	---

Adenovirus

Antigen Detection EIA

696006	Premier™ Adenoclone® 40/41	48 tests	Detection of serotypes 40 and 41 in stool specimens
696007	Premier™ Adenoclone®	48 tests	Detection of Group Specific Antigen

Rapid Antigen Detection Test


751030	ImmunoCard STAT!® Adenovirus	30 tests	One step Immuno-Chromatographic Assay for Adenovirus antigen detection in stool specimens
751120	Rapid Strip Rota/Adeno	20 tests	One step Immuno-Chromatographic Assay with separate bands for Rotavirus and Adenovirus
067020	SAS™ Adeno Test*	20 tests	One step Immuno-Chromatographic Assay for Adenovirus antigens detection in cell culture/eye and nasopharyngeal swabs/stool specimens
067101	SAS™ Adeno Control Set	2x1 mL	1mL Adenovirus inactivated Positive Control vial and 1mL Adenovirus Negative Control vial (both for use with 067020)

* Check for availability in your country
Inspired Science. Trusted Solutions.®


Helicobacter pylori

Antigen Detection EIA			
601396	Premier Platinum HpSA® Plus	96 tests	Monoclonal-based microtiter EIA for the detection of H. pylori Antigen in stool specimens
Rapid Antigen Detection Test			
750720	ImmunoCard STAT!® HpSA®	20 tests	Rapid One-step test for H. pylori Specific Antigens in stool specimens
Antibody Detection EIA			
606096	Premier™ H. pylori IgG	96 tests	Detection of IgG antibodies in serum specimens
Rapid Antibody Detection Test			
710030	ImmunoCard® H. pylori	30 tests	Rapid membrane EIA for IgG antibodies detection in blood and serum

Campylobacter spp.

Antigen Detection EIA			
618096	Premier™ CAMPY	96 tests	Detection of Campylobacter antigens (C. jejuni, C. coli) in stool specimens
Rapid Antigen Detection			
751530	ImmunoCard® STAT! Campy 	30 tests	One step Immuno-Chromatographic Assay for the detection of Campylobacter antigens (C. jejuni, C. coli) in stool specimens

Clostridium difficile

Antigen Detection EIA			
616096	Premier™ Toxins A&B	96 tests	Toxin A and Toxin B detection from stool specimens
Rapid Antigen Detection Test			
706050	ImmunoCard® C. difficile	50 tests	Rapid Common Antigen detection test from stool specimens
750430	ImmunoCard STAT!® Toxin A	30 tests	One step Immuno-Chromatographic Assay from stool specimens
712050	ImmunoCard® Toxins A&B	50 tests	Rapid membrane EIA for the detection of Toxins A&B
Molecular test for toxigenic C. difficile			
280050	illumigene™ C. difficile 	50 tests	DNA amplification assay for the detection of toxigenic Clostridium difficile
279920	illumigene™ C. difficile External Control Kit	18 tests	Positive and Negative Control Reagents for use with the illumigene C. difficile kit
610172	illumipro-10	1 instrument	Automated isothermal amplification and detection system

BACTERIOLOGY

Enterohemorrhagic Escherichia coli

Antigen Detection EIA			
608096	Premier™ EHEC	96 tests	Detection of Shiga Toxins 1& 2 in stool
Rapid Antigen Detection Test			
750530	ImmunoCard STAT!® E. Coli 0157 Plus	30 tests	One step Immuno-Chromatographic Assay for 0157:H7 antigens detection from stool specimens and from culture
751630	ImmunoCard STAT!® EHEC	30 tests	One step Immuno-Chromatographic Assay for Shiga Toxins 1& 2 in culture from stool specimens
7516MC2	Mc Conkey Broth 5 ml	20 tubes	For use with ImmunoCard STAT!® EHEC for enrichment of stool specimens

Borrelia burgdorferi

Antibody Detection EIA			
696016	Premier™ Lyme (IgG/IgM)	48 tests	Based on Borrelia burgdorferi (B31)
696032	Premier™ Lyme (IgG/IgM)	192 tests	Based on Borrelia burgdorferi (B31)
Western Blots			
789061V	Lyme + VlsE IgG Western Blot	40 tests	Based on european strains of Borrelia burgdorferi: B. afzelii "PKO", B. garinii 22 kD Osp C and B. burgdorferi VlsE
789071	Lyme IgM Western Blot	40 tests	Based on european strains of Borrelia burgdorferi: B. afzelii "PKO", and B. garinii 22 kD Osp C

Streptococci

Rapid Antigen Detection Test			
755250	ImmunoCard STAT!® Strep A*	50 tests	One step Immuno-Chromatographic Assay from oral swabs

Staphylococcus


Immunodiffusion			
290202	Endo-Staph® Teichoic Acid Antigen	2 mL	Detection of anti-teichoic acid antibodies
290302	Endo-Staph® Anti-staph.	2 mL	Anti-staphylococcal ribitol teichoic acid Teichoic Acid control serum
101009	Immunodiffusion Plates	9 plates	4 series / plate
101012	Immunodiffusion Plates	12 plates	1 series / plate

* Check for availability in your country
Inspired Science. Trusted Solutions.®

Mycoplasma pneumoniae

Rapid Antibody Detection Test			
709030	ImmunoCard® Mycoplasma	30 tests	Rapid membrane EIA for IgM antibodies detection
Antibody Detection EIA			
637096	Premier™ Mycoplasma IgG	96 tests	
638096	Premier™ Mycoplasma IgM	96 tests	

Chlamydia pneumoniae

Rapid Antibody Detection Test			
757120	ImmunoCard® STAT! Chlamydia pneumoniae IgM 	20 tests	Rapid one step test for <i>Chlamydia pneumoniae</i> IgM antibodies detection in serum or fingertip blood specimens

Legionella pneumophila

Antibody Detection IFA			
4873171	L. pneumophila, serogroups 1-8	100 tests	Complete kit for L. pneumophila, serogroup 1-8
4873891	L. pneumophila, serogroups 1-8 slide	1x10 tests	
4873131	L. pneumophila, serogroups 1-6	150 tests	Complete kit for L. pneumophila, serogroup 1-6
4884161	L. pneumophila, serogroups 1-6 slide	1x10 tests	
4873001	L. pneumophila, serogroup 1 slide	1x10 tests	
4873002	L. pneumophila, serogroup 2 slide	1x10 tests	
4873003	L. pneumophila, serogroup 3 slide	1x10 tests	
4873004	L. pneumophila, serogroup 4 slide	1x10 tests	
4873005	L. pneumophila, serogroup 5 slide	1x10 tests	
4873006	L. pneumophila, serogroup 6 slide	1x10 tests	
IFA Components			
4873011	L. pneumophila Positive control	1 mL	Lyophilised Control serum used for L. pneumophila IFA
4873141	L. pneumophila Negative control	1 mL	Lyophilised Control serum used for L. pneumophila IFA
4873151	FITC-labelled anti-human (IgM/IgA/IgG)	1 vial	Lyophilised (2,5mL diluted reagent)
4874001	Specimen Diluent	1 vial	Lyophilised (20mL diluted reagent); Recommended for EBV-EA, and L. pneumophila IFA
4870141	Mounting medium	3 mL	
4873691	PBS Buffer	33 mL	PBS concentrate (1000mL diluted reagent)
Antibody Detection EIA			
633096	Premier™ L. pneumophila	96 tests	Detection of L. pneumophila total antibodies (IgA/IgM/IgG)
Rapid Antigen Detection Test			
750920	SAS™ Legionella Test*	20 tests	One step Immuno-Chromatographic Assay for L. pneumophila serogroup 1 antigens detection in urine
750910	SAS™ Legionella Control Set	2x1 mL	1mL L. pneumophila inactivated Positive Control vial and 1mL L. pneumophila Negative Control vial (both for use with 750920)

* Check for availability in your country

PARASITOLOGY

Collection and Processing systems for stool specimens

Closed Collection & Concentration Systems			
970120	Para-Pak® Macro-CON	120 units	Filtering units for the Para-Pak® vials
900312	Para-Pak® Clean vial	120 units	Empty Vial
900412	Para-Pak® 10% Formalin	120 units	10% neutral buffered formalin
900212	Para-Pak® SAF	120 units	Sodium acetate formalin
901312	Para-Pak® EcoFix®	120 units	Formalin-free fixative
900112	Para-Pak® LV-PVA	120 units	Polyvinyl alcohol / mercuric chloride
901012	Para-Pak® Zn-PVA	120 units	Mercury free polyvinyl alcohol with zinc sulphate
900612	Para-Pak® C&S	120 units	Transport medium for enteric pathogens
Collection Systems with Integrated Filters			
950205	Para-Pak® PLUS SAF	50 units	Minimal specimen handling system containing fixative
950220	Para-Pak® PLUS SAF	200 units	Minimal specimen handling system containing fixative
950405	Para-Pak® PLUS 10% Formalin	50 units	Minimal specimen handling system containing fixative
950420	Para-Pak® PLUS 10% Formalin	200 units	Minimal specimen handling system containing fixative
950605	Para-Pak® PLUS EcoFix®	50 units	Minimal specimen handling system containing formalin-free fixative
950620	Para-Pak® PLUS EcoFix®	200 units	Minimal specimen handling system containing formalin-free fixative
980212	Para-Pak® ULTRA SAF	120 units	Closed system containing fixative, for 15 or 50mL tubes
980412	Para-Pak® ULTRA 10% Formalin	120 units	Closed system containing fixative, for 15 or 50mL tubes
981312	Para-Pak® ULTRA EcoFix®	120 units	Closed system containing formalin-free fixative, for 15 or 50mL tubes
800400	Tubes and Caps (15mL)	500 units	Empty tubes recommended for the Para-Pak® ULTRA line
Filtering centrifuge tube			
972200	SpinCon®	200 units	Filtering tube for easy concentration, no chemicals required
972500	SpinCon®	500 units	Filtering tube for easy concentration, no chemicals required
Additional reagents			
401301	EcoFix® Bulk	500 mL	Formalin-free fixative
FK4318	Ethyl Acetate	225 mL	Recommended for the Ritchie concentration
801300	Hemo-De	400 mL	Safe substitute for Ethyl Acetate and Xylene
400101	Wheatley's Trichrome Stain	500 mL	Ready-to-use reagent for permanent staining
400501	Para-Pak® Trichrome Blue Stain	500 mL	Specific, ready-to-use stain for Microsporidia
801400	EcoStain® Set	1 set	Reagents set for staining Ecofix preparations

Cryptosporidium / Giardia

Antigen Detection IFA

250050	Merifluor® Crypto & Giardia	50 tests	Simultaneous detection of <i>Cryptosporidium</i> oocysts and <i>Giardia</i> cysts from stool specimens
--------	-----------------------------	----------	--

Rapid Antigen Detection Test

757220	Rapid Strip Crypto & Giardia	20 tests	One step Immuno-Chromatographic Assay for the detection of <i>Cryptosporidium parvum</i> and <i>Giardia lamblia</i> antigens in stool specimens
750830	ImmunoCard STAT!® Crypto / Giardia	30 tests	Rapid immunoassay for the qualitative detection of <i>Cryptosporidium parvum</i> and <i>Giardia lamblia</i> specific antigens from stool specimens
750820	ImmunoCard STAT!® Crypto / Giardia Positive Controls	16 tests	1 ml <i>Giardia</i> and 1 ml Crypto Positive Control vials (16 determinations each)

MYCOLOGY

Cryptococcus neoformans

Latex Test

140100	Cryptococcal Latex Aggl. System (CALAS®)	100 tests	Antigen detection in serum and cerebrospinal fluid
140050	CALAS® Pronase-Reagent	5 vials	Enzyme for the treatment of serum samples

Antigen Detection EIA

602096	Premier™ Cryptococcal Antigen	192 tests	Antigen Detection in serum and cerebrospinal fluid
--------	-------------------------------	-----------	--

Pneumocystis carinii

Antigen Detection IFA

222030	Merifluor® Pneumocystis	30 tests	Antigen detection from respiratory specimens
--------	-------------------------	----------	--

Fungal Serology

Antibody Detection EIA

603096	Premier™ Coccidioides	96 tests	Anti-Coccidioides immitis IgM and IgG detection
--------	-----------------------	----------	---

Reagents for Immunodiffusion

100201	Histoplasma Antigen	1 mL	
100601	Anti-Histoplasma	1 mL	
100401	Coccidioides "F" Antigen	1 mL	
100801	Anti-Coccidioides "F"	1 mL	
100501	Aspergillus Antigen	1 mL	
100901	Anti-Aspergillus	1 mL	
103001	Coccidioides "TP" Antigen	1 mL	
103101	Anti-Coccidioides "TP"	1 mL	

Immunodiffusion Plates

101009	Immunodiffusion Plates	9 plates	4 series / plate
101012	Immunodiffusion Plates	12 plates	1 series / plate

CLINICAL BIOCHEMISTRY

Distributed by Meridian Bioscience Europe in Italy

Elastase 1

Human E1 detection EIA

SB0006	Pancreatic Elastase 1 Serum test	96 tests	ELISA with two monoclonal antibodies for specific quantitative detection of Human pancreatic Elastase 1 in serum samples
SB0007	Pancreatic Elastase 1 Stool test	96 tests	ELISA with two monoclonal antibodies for specific quantitative detection of Human pancreatic Elastase 1 in stool samples

Additional reagents

SB5805	Quick Prep for Elastase 1 Stool test	42 pcs	Stool extraction system with extraction buffer included
SB0061	Sample / Washing Buffer 5x E1 Serum test	100 ml	Concentrate
SB0071	Sample / Washing Buffer 5x E1 Stool test	100 ml	Concentrate
SB0072	Extraction Buffer 5x E1 Stool test	100 ml	Concentrate
SB0073	Substrate for E1 Stool test	12 ml	Lot specific reagent

Canine E1 detection EIA and additional reagents

SB0009	Canine Elastase 1 Stool test	96 tests	ELISA with two monoclonal antibodies specific for quantitative detection of Canine pancreatic Elastase 1 in stool samples
SB5807	Quick Prep for Canine E1 Stool test	42 pcs	Stool extraction system with extraction buffer included
SB0091	Sample / Washing Buffer 5x Canine E1 Stool test	100 ml	Concentrate
SB0092	Extraction Buffer 5x Canine E1 Stool test	100 ml	Concentrate

Tumor Metabolic Marker: M2-PK

T-M2-PK detection EIAs

SB0008	Tumor M2-PK Plasma EDTA test	96 tests	ELISA with two monoclonal antibodies specific for quantitative detection of the Metabolic Tumor Marker "T-M2-PK" in plasma samples
SB0011	Tumor M2-PK Stool test	96 tests	ELISA with two monoclonal antibodies specific for quantitative detection of the Metabolic Tumor Marker "T-M2-PK" in stool sample



Additional reagents

SB5806	Quick Prep for Tumor M2-PK Stool test	42 pcs	Stool extraction system with extraction buffer included
SB0081	Sample / Washing Buffer 5x Tumor M2-PK Plasma EDTA test	100 ml	Concentrate
SB0111	Sample / Washing Buffer 5x Tumor M2-PK Stool test	100 ml	Concentrate
SB0112	Extraction Buffer 5x Tumor M2-PK Stool test	100 ml	Concentrate

CLINICAL BIOCHEMISTRY

Distributed by Meridian Bioscience Europe in Italy

Calprotectin

Calprotectin detection EIA				
B-EKCAL	Calprotectin ELISA 	96 tests	ELISA for the quantitative determination of Calprotectin in human stool specimens	
Rapid Calprotectin detection test				
B-LFCAL20RD	Quantum Blue Lateral Flow Calprotectin 	20 tests	Rapid immunoassay for the quantitative determination of Calprotectin in human stool specimens	
Additional reagents				
B-CALRD	Fecal Sample Preparation kit Roche	50 tests	Stool extraction system for use with Calprotectin ELISA kit	
Instruments				
B-BIPOCTRABS	Quantum Blue POC Reader	1 instrument	Reader for Quantum Blue Lateral Flow Calprotectin	

Meridian Bioscience Europe Srl

Via dell' Industria, 7
I-20020 Villa Cortese, Milano
Italy

Telephone +39 (0331) 43 36 36
Fax +39 (0331) 43 36 16
e-mail: info@mdeur.com

Meridian Bioscience Europe sa/nv

Rue de l'Industrie, 7
B-1400 Nivelles
Belgium

Telephone +32 (67) 89 59 59
Fax +32 (67) 89 59 58
e-mail: info@mdeur.be

Meridian Bioscience Europe France

Le Quadra
455, Promenade des Anglais
F-06299 Nice Cedex 3
France

Telephone +33 (4) 93 18 72 10
Fax +33 (4) 93 18 72 11
e-mail: info@meridianbioscience.fr

Meridian Bioscience Europe bv

Halderheiweg, 6
NL-5282 SN Boxtel
The Netherlands

Telephone +31 (411) 62 11 66
Fax +31 (411) 62 48 41
e-mail: meridian.info@planet.nl

Meridian Bioscience, Inc.

Corporate Office
3471 River Hills Drive
Cincinnati, Ohio 45244, USA

Telephone +1 (513) 271 37 00
Fax +1 (513) 271 37 62
e-mail: mbi@meridianbioscience.com

www.meridianbioscience.com
www.mdeur.com

©2010 MBE002 REV 03/10



Meridian
Bioscience Europe

Inspired Science. Trusted Solutions.®